Supporter Survey

27 responses

How do you **currently** get updates from Digital Rights Watch?

Q1 out of 27 answered

How would you **prefer** to get updates from Digital Rights Watch?

Q2 out of 27 answered

How did you first hear about Digital Rights Watch?

Q3 out of 27 answered

What kind of updates would you like to see more of from Digital Rights Watch?

Q4 out of 27 answered

How would you describe your knowledge and understanding of technology and technology issues?

Q5 out of 27 answered

7.1 Average rating

How would you describe your knowledge and understanding of the law and human rights?

Q6 out of 27 answered

5.9 Average rating



What digital rights issues are you most concerned about?

Q7 out of 27 answered

I trust business and corporations to handle my personal data responsibly

Q8 out of 27 answered

2.8 Average rating

I trust governments to handle my personal data responsibly

Q9 out of 27 answered

3.8 Average rating

The government knows more about me than it needs to

Q10 out of 27 answered

4.1 Average rating

Tech companies know more about me than they need to

Q11 out of 27 answered

4.3 Average rating

I am worried about my emotions and behaviour being manipulated online

Q12 out of 27 answered

3.3 Average rating

I am worried about other people's emotions and behaviour being manipulated online

Q13 out of 27 answered

4.3 Average rating

I believe that government surveillance is a threat to democracy

Q14 out of 27 answered

4.4 Average rating

I believe that private surveillance is a threat to democracy

Q15 out of 27 answered

4.4 Average rating

Do you identify with any of the following movements or causes?

Q16 out of 27 answered

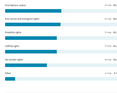

Which of the following are true for you?

133 out of 137 answered

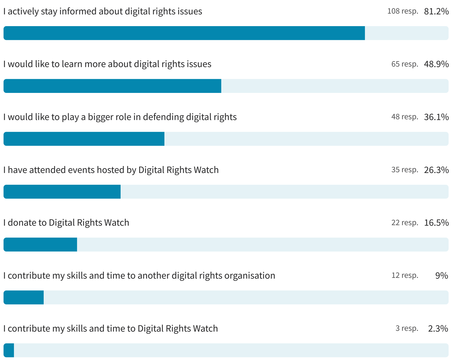

Do you know how to get more involved in the digital rights movement if you wanted to?

88 out of 137 answered



What is your occupation area?

107 out of 137 answered

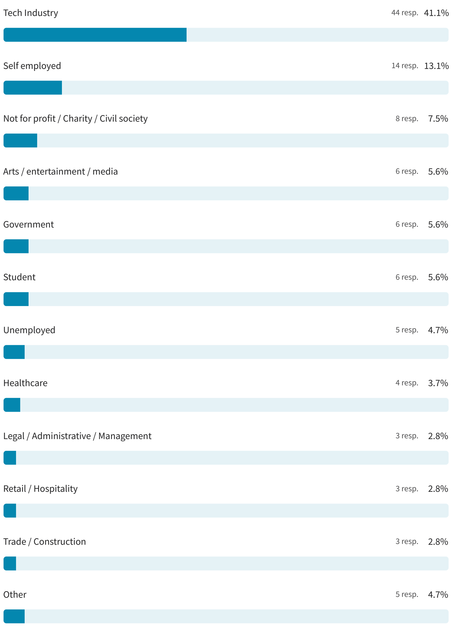

How much do you trust each of these parties on protecting digital rights?

132 out of 137 answered

	Strong Distrust	Distrust	Neutral	Trust	Strong Trust
Liberal/Nationals	77.3%	19.7%	3%	0%	0%
Labor	36.4%	38.6%	20.5%	4.5%	0%
Greens	16%	18.3%	26%	34.4%	5.3%
United Australia	78.5%	10.8%	7.7%	3.1%	0%
One Nation	75.4%	10.8%	10%	3.1%	0.8%
Centre Alliance	45.7%	18.9%	30.7%	4.7%	0%

Who do you plan to vote for at the upcoming federal election?

113 out of 137 answered

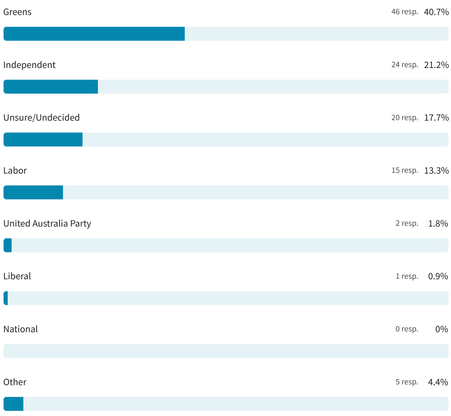

Powered by Typeform